


# Task 1: PHOTO JOURNALISM

We are constantly witnessing history and we can only understand that later on.

Play the role of the photo Journalist using a Camera phone or a camera to create create a photographic documentary of the everyday in colour or black and white.



## Task 2: JUST ADD TIME

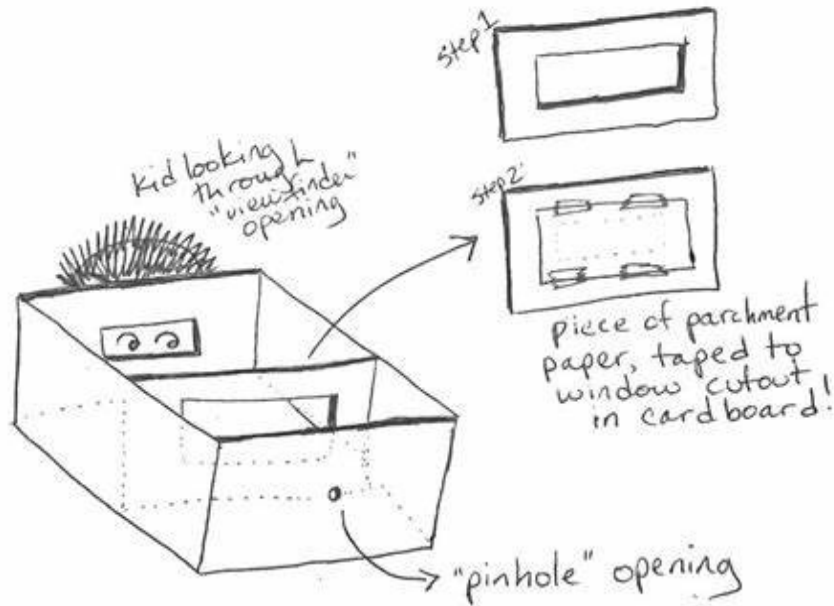
- Time can change the meaning of an image. Find a photograph that you already have and has some significant meaning to you. Write down what it means to you, when it was taken and what is it of.
- Then put it somewhere you can see it every day. After a week write down how this image may have a different or more powerful meaning. Explain what has changed?
- Take a photo of your photograph and add the notes your wrote about it so it can be added to your classwork.

# Task 3: Camera Obscura

Here are two ways you can make a camera Obscura – do the one that is easiest for you. You may have to be creative with what you use. Any sort of see-through paper will do – baking paper is good, tracing paper if you have it.

1

## MAKE A SIMPLE CAMERA OBSCURA USING MATERIALS YOU HAVE AROUND THE HOUSE!



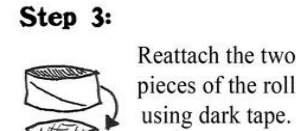
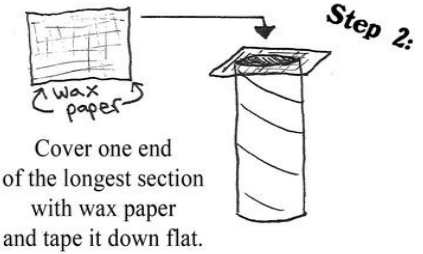
{BPhotoArt.com}

2


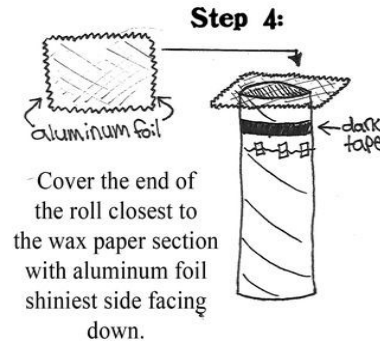
## How to make a Camera Obscura



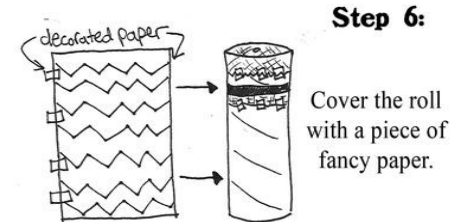
Cut off 2" from roll.



Reattach the two pieces of the roll using dark tape.



Use a tack to poke a small hole in the center of the aluminum foil.



Explore by looking through your new Camera Obscura!

