


# TASK 1: ARTIST STUDIES-Lisa Milroy

Focus on the natural forms and develop your own responses by arranging natural forms and photographing them. Visual studies or paintings can be produced from these.

## Tasks:

- Produce a fact file on your artist giving the key details about their life and work.
- Select and print off 2 to 3 examples of their work. Include titles, sizes, dates etc.
- Produce a visual study from each in a suitable media. Select an interesting area and enlarge it. You could make a simple viewfinder if it helps.
- Analyse the work using the key questions from the next slide. Please write in full sentences and give your personal opinion of the work.
- Develop a personal response inspired by the artists work. Use your own photo's or objects and recreate them in the style of the artist.



Your available materials might be limited but try to work in colour where possible. Try to use pencils, collage, colouring pencils, pen, colouring pencils and paint if possible. Any media that you think would be suitable for the task.

# How to analyse an artist's work

Analysing an artist's work means studying the elements that make up an artwork. You can show your understanding by answering questions about the work

**Form**-This means looking at the formal elements of an artwork.  
What is the medium of the work?  
What colours does the artist use? Why? How is colour organised?  
What kind of shapes or forms can you find?  
What kind of marks or techniques does the artist use?  
What is the surface like?  
What kinds of textures can you see?  
How big is the work?

**Context**-This refers to how the work relates to a particular time, place, culture and society in which it was produced.  
When was it made? Where was it made? Who made it?  
Who was the work made for?  
What do you know about the artist?  
How does the work relate to other art of the time?  
Does the work relate to the social or political history of the time?  
Can you link it to other arts of the period, such as film, music or literature?

**Content**-The content is the subject of a piece of work.  
What is it? What is it about? What is happening?  
Is it a portrait? A landscape? Abstract?  
The title - what does the artist call the work?  
Does the title change the way we see the work?  
Is it a realistic depiction?  
Have any parts been exaggerated or distorted? If so, why?  
What is the theme of the work?  
What message does the work communicate?

**Process**- Looking at process means studying how the work was made and what techniques were used.  
What materials and tools were used to make the piece?  
What is the evidence for this?  
Do sketchbooks provide any clues as to how the work developed?

**Mood**-Mood means looking at how the artist has created a certain atmosphere or feeling.  
How does the work make you feel?  
Why do you think you feel like this?  
Does the colour, texture, form or theme of the work affect your mood?  
Does the work create an atmosphere?





# TASK 2: Natural Forms-Macro and Micro Studies

Focus on the **shape, form, texture and colour** to develop your own responses by arranging fruit and vegetables, and photographing them. Visual studies or paintings can be produced from these.

## Tasks:

- Collect a series of secondary source images from the internet, magazines and books of fruit and vegetables like the example given. Do the same with taking own photographs of close up sections.
- Produce a visual study from each in a suitable media. Select an interesting area and enlarge it. You could make a simple viewfinder if it helps. Add colour swatches and other notes you think appropriate.
- Explain what you did for each study, mentioning the mediums/materials you used, what was your focus (line, shape, texture, form, colour, etc.) and why. Evaluate the work explaining what worked well and what can you do to improve it. Please write in full sentences.



Your available materials might be limited but try to work in colour where possible. Try to use pencils, collage, colouring pencils, pen, colouring pencils and paint if possible. Any media that you think would be suitable for the task.