



OAKLANDS CATHOLIC SCHOOL

Welcome to your new school!



	<p>Hello, my name is Mrs Cope and I am Head of Year 7. I am really looking forward to you joining Oaklands in September 2022</p> <p>This is my Assistant Head of Year 7 – Mr Neil. He will be able to provide you with support during year 7. He also teaches PE.</p>	
--	---	--

*Below are the names of the year 7 tutor groups and Tutor. We have 8 tutor groups in each year group. You will receive a video postcard from your new tutor so you can get to know each other before you start in September.*

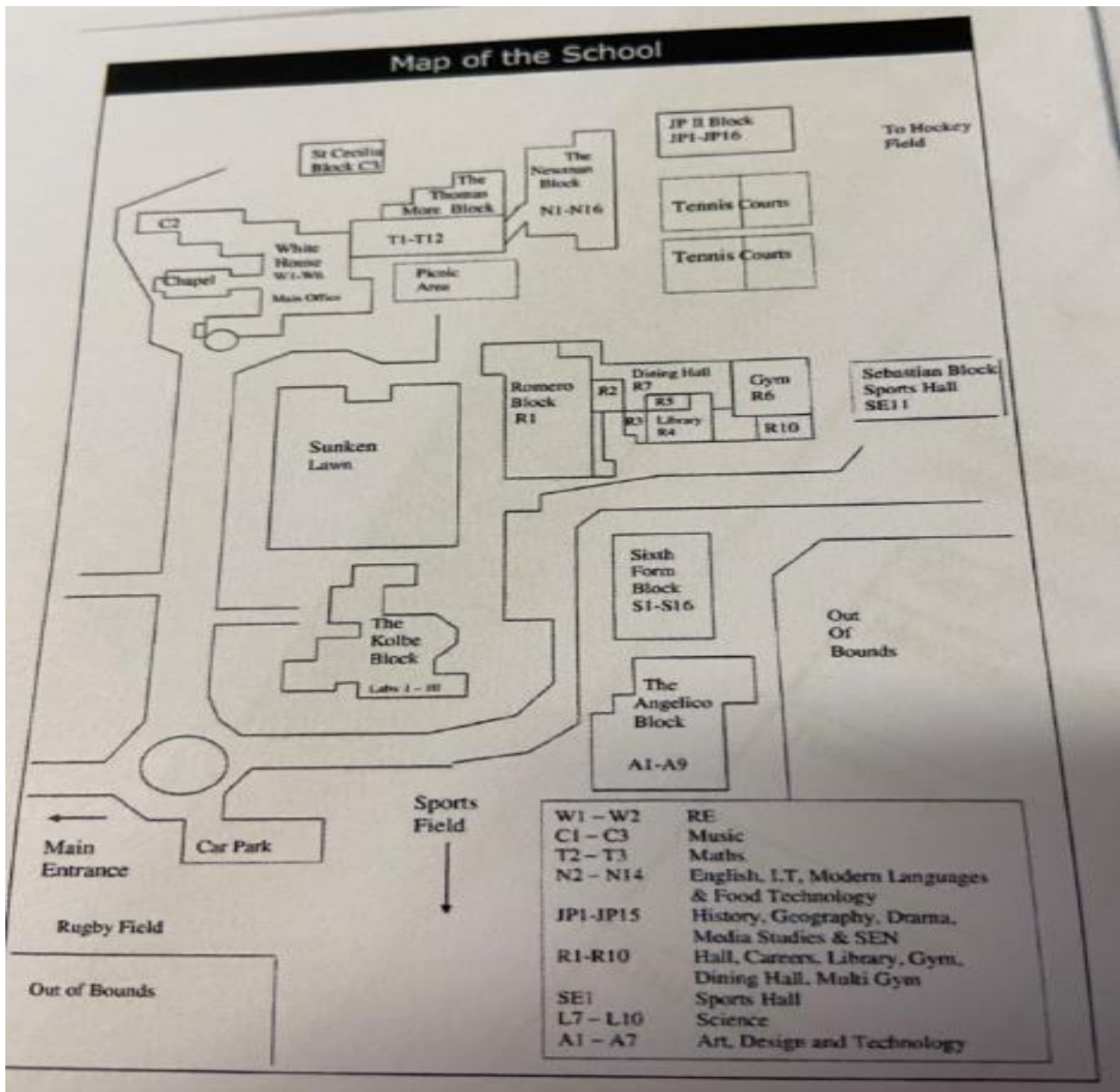
7 St Catherine	7 St Clare	7 St Dominic	7 St Margaret
Mr Gough	Mr Wade	Mr Viegas Pimentel	Miss Richardson
7 St Martin	7 St Stephen	7 St Teresa	7 St Vincent
Dr Madureira	Mr Horn	Mrs Hogan	Mrs Quinn

	<p>Mrs Bonnington is the Deputy Head and will also be part of the pastoral team who are all there to look after you and make sure you feel safe and happy.</p> <p>Mrs Rowsell is our SENCO and Head of Learning Support and she can help you if you have any difficulties at school with your learning or have any additional needs.</p>	
Mrs Bonnington		Mrs Rowsell





This is our School Prayer. Can you learn this before you start in September?

Father, we pray as a Christian Community, to be open to the Gospel message of Jesus. We value the uniqueness of each other and, in respecting and supporting one another, celebrate the gifts we bring. In unity and love we will reach out to those in need. Guide us as we work to make prayer, love, healing, peace and justice a reality within our school.  
Amen.

This is a map of our school



## Shape of the Day

Arrive at school by:	Break time is :	Lunchtime is :	School finishes at:
			
<b>8:50</b>	<b>11:20</b>	<b>(1.50 p.m.) 13:50</b>	<b>(3.20 p.m.) 15:20</b>

If you have any questions regarding the information in this booklet, please email [t.rowsell@oaklandscatholicschool.org](mailto:t.rowsell@oaklandscatholicschool.org)

# Things I need to bring every day



	MonA	TueA	WedA	ThuA	FriA
1	Physical E Mrs C. Marshall	Science Mrs A.T. A. Gumbie	Science Mrs A.P. A. Gumbie	Spanish Mrs A. Lopez	Inf Tech Mrs J. Thomas
2Bk	English LA Mrs C. Marshall	Geography Mrs D.H. P. Laidlaw	Religious Mrs M. Dunlop	Mathematics Mrs J. Thomas	Mathematics Mrs J. Thomas
3	Spanish Mrs A. Lopez	Mathematics Mrs P.P. Wilson	Music Mrs E. Phipps	English LA Mrs C. Marshall	Geography Mrs D.H. P. Laidlaw
4Ln	Science Mrs A.P. A. Gumbie	Religious Mrs M. Dunlop	Design Mrs M. Y. Wilson	Design Mrs M. Y. Wilson	Physical E Mrs J. Thomas
5	History Mrs A. Marshall	Spanish Mrs A. Lopez	English LA Mrs C. Marshall	Chinese Mrs J. M. Dunlop	PE Mrs L. Marshall
6					

- Make sure you pack your bag the night before so it is ready for the morning.
- You will need - A pencil case with at least two pens, a pencil, a highlighter, ruler, and rubber – perhaps some coloured pencils as well.
- You also need some maths equipment and a calculator for days you have maths.
- Every day you need to bring a reading book as you will be asked to read during tutor time and some lessons.
- Make sure you bring things to keep you healthy and hydrated such as sanitiser, tissues and a bottle of water – you can refill this at school.
- On PE days remember your PE kit – keep this in your locker when not needed to save carrying it around.
- Keep a copy of your timetable and planner in your blazer pocket along with a keyring that holds your fob and locker key.









## Uniform

You will be sent a list of the required uniform. We take a lot of pride in our Uniform as it helps us to feel part of the Oaklands community. Make sure you have your name in your blazer in case you remove this in lessons and always wear your uniform with pride.

*It is a good idea to practise getting changed for PE to make sure you can put your kit and uniform on quickly.*





	<p>This is the main building in our school. It is called <b>The White House</b>.</p> <p>This is where you should go when you arrive on your first day. Year 11 buddies and members of the year 7 team will be there to meet you and show you where to go to meet the rest of your new class and teachers.</p>
 <p>But what happens if I am late on my first day?</p>	 <p>Don't worry. We will make sure someone is there to greet you and make sure you get to the right place.</p>
	<p>After meeting at The White House, you will be shown into our main school hall.</p> <p>This will be a chance to meet the new people in your tutor group and hear more about the activities arranged for the first few days.</p>
 <p>What else happens in the hall?</p>	<p><i>You will have assembly in the hall once a week and you may sing a hymn, say prayers and listen to a short talk and notices. We also have Mass and other celebrations during the year as well as concerts and shows.</i></p>
	<p>Then you will be taken to your tutor base to begin learning more about The Oaklands Way. Here you will be given your school planner, timetable and go through the school rules and other useful information.</p> <p>Tutor bases are dotted around the school and you will have tutor time in your base every morning.</p>
	<p>You will be assigned a locker.</p> <p>This will save you from carrying all of your books around. Just take out the ones you need before registration and at lunch.</p> <p>You can keep your coat and PE kit in them too.</p>
 <p>You said we will be given a timetable? What might that look like?</p>	<p><i>You will be given a printed timetable but will also be able to see this online.</i></p> <p><i>We have a two week timetable – week 1 and week 2.</i></p> <p><i>Look at the example of a week 1(A) timetable below.</i></p> <p><i>What lessons are you most looking forward to?</i></p>

	MonA	TueA	WedA	ThuA	FriA
1	Physical E Mrs C L Mitchell SE1	Science Mrs A P L A Gamble LB4	Science Mrs A P L A Gamble LB4	Spanish Mrs A Lopez T3	Inf Tech Mr P Macarroc N8
2Bk	English La Mrs C E Hopkins N13	Geography Mr D N P Ludlam J11	Religious Mr M Sumba W3	Mathematic Mr J D Turner T5	Mathematic Mr J D Turner T5
3	Spanish Mrs A Lopez T3	Mathematic Mr P F Whelan T5	Music Miss E Flood C1	English La Mrs C E Hopkins N13	Geography Mr D N P Ludlam J11
4Ln	Science Mrs A P L A Gamble LB4	Religious Mr M Sumba W3	Design Ms M-Y Wise A8	Design Ms M-Y Wise A8	Physical E Mrs S J Bradley R9
5	History Mrs A Bonnington J1	Spanish Mrs A Lopez T3	English La Mrs C E Hopkins N13	Drama Miss J M Dugan R7	PDC Mrs J L Barfoot W1
6					

You will have 5 lessons (periods) a day.

Your lesson subject is written first and then your teacher's name. (You might have 2 teachers for 1 subject, so watch out for this!)

Our timetable is a 2 week timetable. Week A (1) and Week B (2). Your planner will tell you what week it is so you go to the right lessons.

This little pairing of a letter and number tells you what room you are in.  
  
Every block has a letter (e.g. White House= W) and every class has a number on the door.



But what happens if I lose my timetable or cannot find my class?

If you lose your timetable you can go to Student Services and they will sort you out a new one. There will always be member of staff to help you in the playground if you get lost as well.



This is Student Services. It is in the White House and the entrance is round the back by the music rooms. If you are feeling poorly or need first aid you should come here too.











This is also where you will find our lost property office and the Pastoral Team

If you are late to school after your first day, or need to sign out for any reason, you need to go to the attendance window



Don't forget to make sure all your uniform and equipment has your full name in it in case you lose it. Especially coats and PE kit!

	<p>I am worried about the amount of homework we will get. What if I get stuck and cannot keep up?</p> 	<p><i>We will give you a homework timetable so you know exactly what you need to do each evening. To start off with you will just have to do Core subjects and then gradually we will add in more subjects. This way you can get used to doing the homework.</i></p>
	<p>We use two online programmes – Microsoft Teams and Class Charts. These will help you keep track of your homework assignments and you will also be able to see how many positive behaviour points you have achieved each day. This also means you will be given your own email and online storage area with access to all the Microsoft Office software.</p>	
	<p>But what if I still don't understand or if I have additional needs and struggle with learning. What can I do?</p> 	<p><i>Don't panic. We have a homework club at lunchtimes and after school where you can go and get extra help with homework Your teacher will always try and help you.</i></p>
	<p>The Learning Support area is at the top of JP block and it is here you can get help with your learning either before school at Good Morning Club, Lunchtimes or after school. We can help you with homework tasks, spelling, improving your times tables or just be there if you need a quieter place to go at break or lunch.</p> <p>This is where you will find Mrs Rowsell and the LSAs/Keyworkers who may support you in class.</p>	
<p>What if I need emotional support or am worried about something at home or with friends. Who is there to help?</p>	<p><i>It is always a good idea to talk to your tutor first as they will get to know you really well. They might ask you to see someone in the Pastoral Office as they are trained to help you deal with any worries you may have. They might also organise a mentor or friendship group to help you. The Pastoral Office is located in Student Services so you know you can always get help if you need it.</i></p>	



The canteen is where a lot of pupils eat their break snack or lunch.



You need to use a fob to pay for any food or drink in the canteen



What is a fob? You will be issued with a fob and your parent/carer can upload money to this from our website. You then scan your fob at the checkout to pay for items. If you need to, you can also add money to your fob in school using the top up machine. This is in the canteen.



There is such a lot of choice in the canteen – it is great being able to select items yourself.

The Pasta Pots are really nice. I like mine with cheese.

I have a sausage baguette at break time. They are delicious and keep me going until lunch.

The roast dinners are lovely and you get to choose a pudding as well.

I like that you can buy a sandwich or wrap as I don't always want a hot meal. They sell fruit and yoghurts as well which is great.

## Other useful places to know about



The Learning Support Department is where you might go if you need additional help with your learning. It is at the top of JP block.

This is also where you will find different activities at lunchtime if you do not want to be out on the playground.

There is a visual timetable outside the rooms that will let you know about all the events that are happening each month as well as any changes or important information for the day.

The Learning Support staff are always happy to help you.



This is our library. It is located in the hall block by the stairs to the canteen. This is open before and after school as well and is a great place to go and meet new friends and enjoy fun activities.

*How many books will you read over the summer? Do you know reading is a great way to relax and improve your literacy skills?*

The more that you read,  
the more things you will know.  
The more that you learn,  
the more places you will go.  
--Dr. Seuss



Our Chapel is very important to us at Oaklands and you will spend some time in the first half term of year 7 finding out all about how we worship at Oaklands and how we put our faith into practice through The Oaklands Way.

Our Chaplain will be able to help you if you have any questions regarding your Faith or ways you can support the spiritual life of the school.





We have many extra-curricular activities running at lunchtime and after school including sports activities and games, Science club, reading, art and music groups and loads more.

The list of clubs will be advertised on your tutor group notice board – *what club are you going to join?*



In some lessons, e.g. technology, you will have to leave your school bag outside for safety reasons. If you have anything valuable you must put this in your own locker.

This is one of our food technology classrooms where you will be taught all about food and nutrition.



We have three ICT suites.

Two in Newman Block. This is where you will have your Computer Science lessons.

We also have one in JP block where you might have other lessons and where you can go for support with homework and learning.



Pupil toilets can be found in different areas of the school but you will be told which toilets you should use at break and lunch.



Am I allowed to use the toilet during lesson time?



We expect you to make use of the toilets during break times or, if you need to, between lessons. You will only be allowed out of class during lessons if you have a medical card.

Year 7 are lucky to have their own picnic area outside JP block. Older students are not allowed to stay in this picnic area. You can eat your packed lunch and snacks here or just chill with your friends. Each tutor group in year 7 can join in looking after these flower beds and taking ownership of this space.



# Joining-in

Joining in conversation or a group activity can be scary. However, it is one way to make new friends. Try these strategies for joining in.



**Watch and listen.** Observe what the group is doing. Listen to what the people are saying. Don't interrupt.



**Make a friendly comment or gesture.** Nod your head and smile. Make comments like, "That's a good idea", or "That looks great".



**Find something you have in common with the group.** Think about your own experiences. You could say, "I saw that movie", or "I have that game at home". Keep your comments short.



**Ask to join the group.** Wait for a pause in the conversation. You could say, "Can I walk with you?". "Can I join in" or "Do you need any help?"



**Accept 'no' for an answer.** Sometimes people don't want you to be part of the group. Don't argue or complain. Go and ask someone else.

# Settling into Oaklands

(and how to solve the problems you might face)

Sometimes something can happen at school that makes you upset or anxious. A lot of people feel like this especially when they are starting somewhere new.

- **Keep calm.** Tell yourself, "I can solve this problem if I stay calm."
- **Decide what the problem is.**
  - Are you frustrated because you could not do something you wanted?
  - Are you upset because someone did something to you?

If you have any questions regarding the information in this booklet, please email [t.rowsell@oaklandscatholicschool.org](mailto:t.rowsell@oaklandscatholicschool.org)

- Are you worried because something has gone wrong?

- **Think about possible solutions.**
- **Think about the consequences.** What will happen if you try different solutions?
- **Pick the best solution.**

Talk with a friend or family member about what you would do in each of these situations in school. If you don't know, you can always ask your tutor in September.

1. You haven't done your homework.
2. You have forgotten your student planner.
3. You are in a crowd going upstairs and you think someone pushed you.
4. You think you are lost.
5. You see someone who is upset.
6. You find someone crying in the corridor.
7. You've lost or found a purse/ wallet.
8. You feel unwell.
9. You think someone you know is being bullied..
10. You've ripped your trousers/ skirt.



**Why not make a list of other things you would like to find out. You can ask your tutor or check out our website for more information. The year 6 to 7 transition page has lots of information including some sample lessons.**

[Year 6 / Year 7 Transition - Oaklands Catholic School and Sixth Form College](#)

***HAVE A GREAT SUMMER. WE CANNOT WAIT FOR YOU TO JOIN THE OAKLANDS COMMUNITY***