

FINE ART

In preparation for your Art course in September, I have set you a project that will keep your artistic mind active and creative. It will cover the 4 main Assessment Criteria and will result in a final piece or series of pieces. Keep the work in a sketchbook, or individual sheets, and I will mark these when the course begins. I look forward to the seeing the results.

Mr Forster

The topic is 'A View From my Window'



In this time of lockdown, there is something that has become even more familiar and intimate to you without you noticing it: **Your window**

- Of course the reference works for an actual window, physical opening to the outside world and for the computer window bringing the digital world in.



Task 1

Take a minimum of 10 photos of your window. They must all be different e.g. angles, lighting, close ups, curtains, open/closed etc. Add people or create shadows through additional lighting. Try to be inventive.



Task 2

Produce a range of visual studies of your window using whatever materials you have available. Create quick sketches from 1 to 5 minutes all the way up to 1 hour studies. Use your photographs for inspiration as to what makes a good composition.



Task 3

Produce a mood board on the topic before embarking on a sustained piece of research about an artist who used the themes of windows or views for inspiration. Present a fact file on the artist with detailed analysis of at least 3 pieces of their work with visual studies. Don't forget to include titles, materials and dates. Compare and contrast the images that you have looked at and don't forget to give your personal opinion of the work.


<https://www.studentartguide.com/articles/how-to-analyze-an-artwork> This is a great website to give you some starting points for analysing an artist's work.

Here are 3 artists to give you some ideas but try to find one that really stands out to you personally.

<https://www.saatchiart.com/account/artworks/719101> Nikola Dimitrovic

<https://www.artsy.net/artist/serban-savu> Serban Savu

<https://www.edwardhopper.net/> Edward Hopper



Task 4

Use your sketches, photos and research to develop a personal response that links the whole project together. This could be done in any materials that you have available and any scale that you choose. Be inventive with your response. It might document a period of time or a single moment. It could include text.

Below are some tips on how to make your own natural dyes if materials are scarce.

Make your own dyes: <https://www.ediblela.com/news/natural-food-dyes> Make ink from beetroot:

<https://www.instructables.com/id/How-to-MakeBeetroot-Ink/> Drawing from tea and coffee:

https://ed.ted.com/best_of_web/Fb36nUXS

This project can be submitted in any format. I cannot wait to see what you come up with and look forward to teaching you soon.